

# King Philip Regional High

201 Franklin Street, Wrentham, Massachusetts  
(508) 384-1067

#1,735 in National Rankings

Overall Score 90.25/100



QUICK STATS	
Grades	9-12
Total Enrollment	1,292
Student-Teacher Ratio	16:1

Overview ▼

## Overview of King Philip Regional High

King Philip Regional High is ranked 75th within Massachusetts. Students have the opportunity to take Advanced Placement® coursework and exams. The AP® participation rate at King Philip Regional High is 64%. The total minority enrollment is 7%. King Philip Regional High is the only high school in the [King Philip](#).

### Operating status for schools in Massachusetts

Schools in Massachusetts have been ordered closed through 5/1/2020, which went into effect on 3/17/20. There are 1,856 K-12 public schools in Massachusetts with 964,514 students enrolled.

**For more information from Education Week, see Map: Coronavirus and School Closures**

*Last updated: April 13, 2020, 6:45 p.m. ET*

King Philip Regional High is ranked #1,735 in the [National Rankings](#). Schools are ranked on their performance on state-required tests, graduation and how well they prepare students for college. Read more about [how we rank the Best High Schools](#).

## All Rankings

- #1,735 in National Rankings
- #75 in Massachusetts High Schools
- #57 in Boston, MA Metro Area High Schools



### SCORECARD

90.25

Took at Least One AP® Exam	64%
Passed at Least One AP® Exam	52%
Mathematics Proficiency	90%
Reading Proficiency	98%
Graduation Rate	99%

## Ranking Factors

How King Philip Regional High performed nationally and statewide out of 17,792 nationally ranked schools and 345 schools ranked in Massachusetts.

### College Readiness Index Rank <sup>?</sup>

#898 NATIONAL

#49 STATE

### College Curriculum Breadth Index Rank <sup>?</sup>

#605 NATIONAL

#27 STATE

### Math and Reading Proficiency Rank <sup>?</sup>

#4,310 (tie) NATIONAL

#84 STATE

### Math and Reading Performance Rank <sup>?</sup>

#10,956 (tie) NATIONAL

#213 STATE

### Graduation Rate Rank <sup>?</sup>

#1,628 (tie) NATIONAL


#51 (tie) STATE

## Students/Teachers at King Philip Regional High

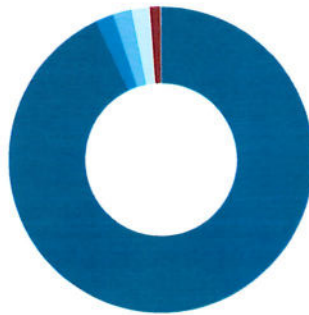
These counts and percentages of students and teachers are from data reported by schools to the government.

Total Enrollment: **1,292**

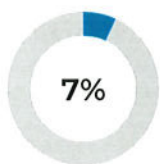
### Student Enrollment by Grade:



### Student Diversity:



ETHNICITY/RACE	% OF TOTAL
White	93%
Asian	2%
Black	2%
Two or More Races	2%
Hispanic	1%
Hawaiian Native/Pacific Islander	0.1%
American Indian/Alaskan Native	0%



**7%** minority enrollment at King Philip Regional High [?](#)

### Gender Distribution:

Female 48%

Male 52%

Total Economically Disadvantaged (% of total): ?

N/A

Free Lunch Program (% of total): ?

N/A

Reduced-Price Lunch Program (% of total): ?

N/A

Full-Time Teachers: 82

### Starting to think about college?

Try the My Fit Custom Ranking today to see how U.S. News can help you easily get your college list.

Get Started

## Test Scores at King Philip Regional High

U.S. News calculates these values based on student performance on state-required tests and internationally available exams on college-level coursework (AP® exams).

College Readiness Index: ?

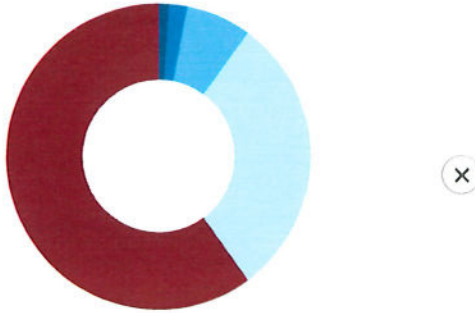
55.3/100

### Subject Proficiency:

Massachusetts administered the Massachusetts Comprehensive Assessment System to high school students. These figures display how well the school as a whole performed in reading and mathematics.

School	District	State
100%		
75%		
50%		
25%		
0		

## Math Proficiency Distribution:



No Data 1%

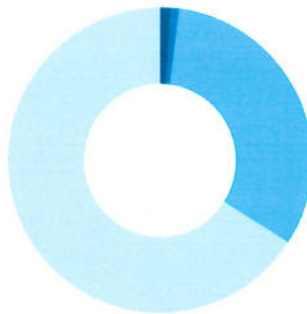
Failing 2%

Needs Improvement 7%

Proficient 30%

Advanced 60%

## Reading Proficiency Distribution:



No Data 1%

Needs Improvement 1%

Proficient 32%

Advanced 66%

**Overall Student Performance**

This measures overall student performance on state-required tests.

Percentile Score on Massachusetts Comprehensive Assessment System: [?](#)

**75.9%**

Massachusetts Comprehensive Assessment System Scores Relative to U.S. News Expectations:

**Somewhat Below Expectations**

**Underserved Student Performance**

This measures the proficiency on state exams among typically underperforming subgroups.

Percentage of Underserved Students Who Are Proficient: ⓘ

**82.0%**

---

Percentage of Non-Underserved Students Who Are Proficient: ⓘ

**95.8%**

---

Gap Between School and State Among Underserved Students: ⓘ

**15.2%**



### College-Ready Student Performance

High school students take AP® exams and IB exams to earn college credit and demonstrate success at college-level coursework. U.S. News calculated a College Readiness Index based on AP/IB exam participation rates and percentages of students passing at least one AP/IB exam.

National Percentile on College-level Exams: **95.1%**

---

Exam(s) Used for Index: ⓘ

**AP®**

### Advanced Placement® (AP®) Student Performance

Many U.S. higher educational institutions grant credits or advanced placement based on student performance on AP® exams. This shows this school's student participation and performance on these exams if data were available.

Proportion of 12th Grade Class Who Took an Exam: ⓘ

**64%**

---

Proportion of 12th Grade Class Who Scored 3+ on an Exam: ⓘ

**52%**

---

Exam Takers in 12th Grade Class Who Scored 3+ on an Exam: ⓘ

**82%**

---

Exam Pass Rate: ⓘ

**75%**

SEE LESS TEST SCORES ^

### School Data

School profile information is based on government data.

Graduation Rate: **99% (well above state median)**

---

Grades Served: **9-12**

Setting: **Large Suburb**

Charter School: ⓘ

**No**

Magnet School: ⓘ

**No**

Eligible for Title I Funding: ⓘ

**No**

## District

This information relates to high schools run by this school's state operating agency. Many districts contain only one high school.

Total Schools: **1**

### School Location



**King Philip Regional High**

201 Franklin Street  
Wrentham, Massachusetts 02093



#1,735 in National Rankings



#75 in Massachusetts High Schools



[Explore Map](#)

## Best Colleges in Massachusetts



**Harvard University**

#2 in National Universities



**Massachusetts Institute of Technology**

#4 in National Universities (tie)

**Tufts University**

#30 in National Universities (tie)